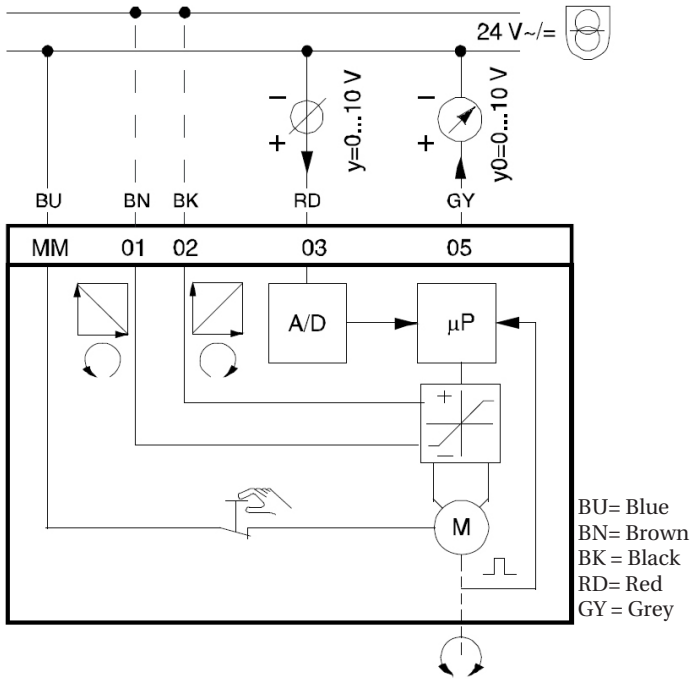
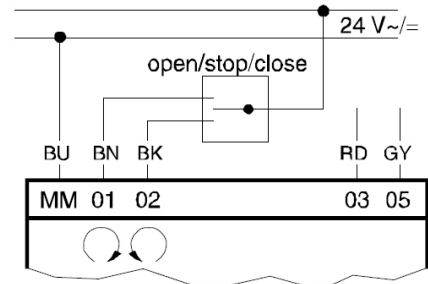


# FlowControl

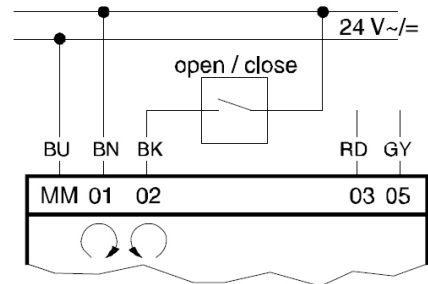
## Electrical wiring Nicab Exact



### 3-point control



### 2-point control



### Clarification regarding electrical wiring

MM = Neutral

01 = 24V power for 10-0V control

02 = 24V power for 0-10V control

03 = 0-10V Signal (same potential as the Neutral)

05 = Feedback signal

Normally you only use MM, 02 and 03 to control the valve.

01 is for reversed 0...10V control (i.e 10...0V)

05 is used to get feedback from the actuator.

### Characteristics for actuator Nicab Exact

Equalpercentage / Linear / Square

